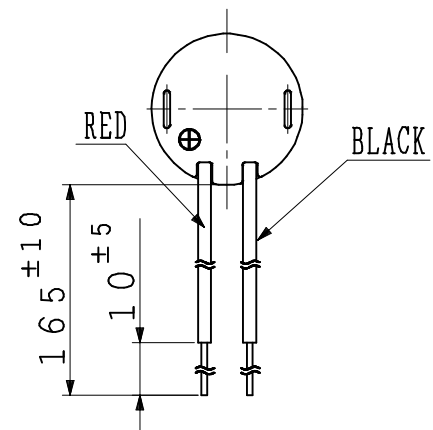
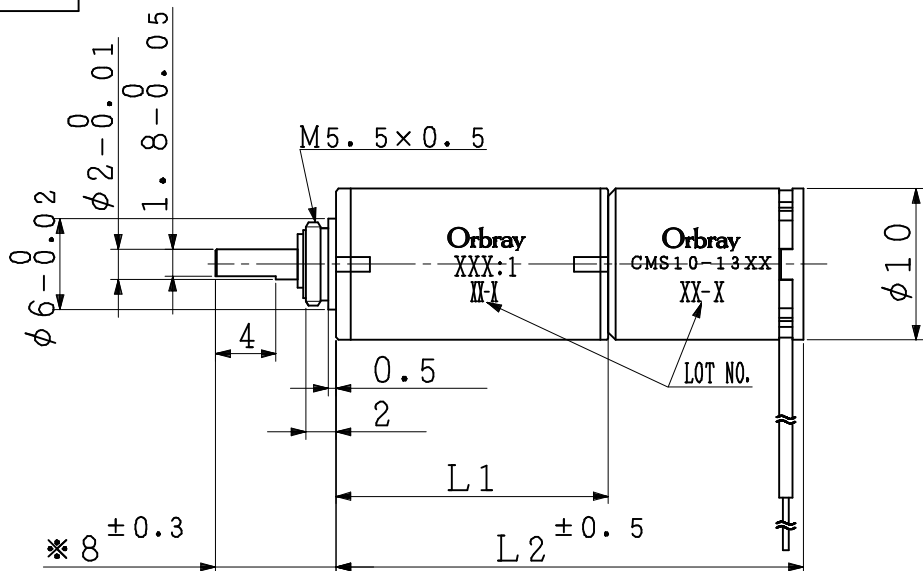
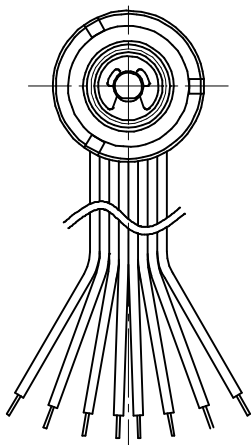
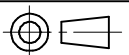


Orbray



MOTOR LENGTH

GEAR RATIO	L1	L2
15	14	26.9
29	16	28.9
49	18	30.9
72	18	30.9
93	18	30.9
262	20	32.9

NOTE 1) MARKED(*) IS OUTPUT SHAFT LENGTH MEASURED WHEN IT IS PUSHED TO MOTOR SIDE.

*印寸法は出力軸をモータ側に押しつけた時の値を示す。

2) LOT NO.

EXAMPLE) JANUARY, 2018

「18=A」

JANUARY:A, FEBRUARY:B...DECEMBER:L

1月:A、2月:B...12月:L

「-」 :MADE IN THAILAND

「-」有り :海外工場生産

「-」NONE :MADE IN JAPAN

「-」無し :国内工場生産

THE END TWO DIGIT OF CHRISTIAN YEAR

西暦年数末尾数字2桁

3) THE LEAD WIRE IS AWG30 UL2734.

リード線はAWG30 UL2734を使用する。

4) OUTSIDE DIAMETER IS NOT APPLIED TO THE CAULKING.

外径寸法公差はカシメ部を除く。

TOLERANCE				△	×				
DIMENSION (±)				△	×				
	0	1	2	3	ANGLE				
L ≤ 6	0.05	0.1	0.1	0.2	±1°	△	×		
6 < L ≤ 30	0.1	0.1	0.2	0.5		△	×		
30 < L ≤ 120	0.15	0.2	0.3	0.8		△	×		
120 < L	0.2	0.3	0.5	1.2		△	×		
MATERIAL	FINISH	QTY.	SCALE	2/1	TYPE	CMS10-13 S <th>DATE</th> <th>NOTE</th> <th>DRW.</th>	DATE	NOTE	DRW.
			UNIT	1/1mm <th>TITLE</th> <td>OUTLINE DRAWING <th>CHK.</th> <th>APPD.</th> <td></td> </td>	TITLE	OUTLINE DRAWING <th>CHK.</th> <th>APPD.</th> <td></td>	CHK.	APPD.	
APPD.	CHK.	DSGN.	DRW.	DWG.NO.					
				REF.NO.					
		27-Jan° 18	27-Jan° 18	CHK.NO.		REMARK	Rev. 00		